




CREATING MEDIA- Digital Photography



Yr 1 & Yr 2 KNOWLEDGE ORGANISER

Overview



Digital Photography


- We can use digital devices to help us to take and edit photographs.
- Many different devices can be used to take photographs, for example digital cameras, phones, tablets and webcams.
- We can also use lots of different apps and programs to edit and improve photos, for example Photoshop, Luminar and Pixlr.
- We should understand the not all photographs that we see are real – they may have been edited.

Editing Techniques

Editing is when we add, change and remove things to get the result that we want. Many things can be edited in photographs to create different effects.



Photograph editing programs often have filters. These can change the colours in a photograph. Different colours can give us different feelings.



You can also change the contrast of a photograph. This can make the subjects become clearer or more blurry.



When the lighting of the photograph is not quite right, we can change the brightness of the photograph.



There are features that we can add or remove from the photograph whilst editing. E.g. removing red eyes.

Taking Photographs

Photography is a way of making a picture using a camera.

-There are lots of different photography devices (things that we can take photographs on).
e.g. smartphones, digital cameras and tablets.



-There are also lots of different subjects we can take photos of: e.g. a selfie, an action shot, or a beautiful scene.

How to take a photograph

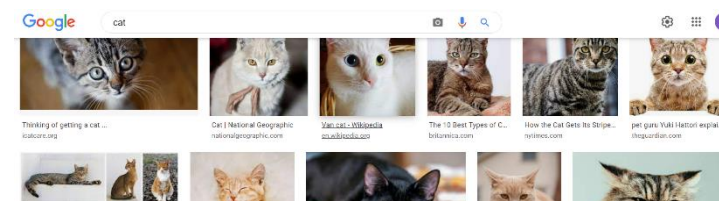
1. Hold the device firmly with both hands
2. Point the camera at the subject.
3. Look at the viewing screen.
4. Move the device to get the shot that you want.
5. Press the capture button.

Choose landscape or portrait.



Real or Edited?

- There are lots of different ways that images can be changed. Sometimes it is hard to tell whether a photograph is real or has been changed.
- The software for editing photographs is becoming better, and people are getting more skilled at using it.
- People may change a photograph to make it look as though it is real, but in fact it is edited
- They may do this to try and advertise a product or present something in a different way. Do not always believe what you see!



If we are looking at photographs on a website, we can use the scrollbar to move the page up and down.

Important Vocabulary

Device Capture Image Digital Landscape Portrait Filed of view Narrow Wide Format Framing Focal point Subject natter Compose Natura/artificial lighting Flash Focus Background/foreground Editing Tools Filter Changed Real