



Welcoming - Kind - Polite - Successful

‘Welcoming your
children to
Lower Key Stage 2’

Included in this meeting...

- Meet the teaching team at LKS2.
- Find where to find out about what your child is learning.
- Hear key information / routines.
- Understand expectations for LKS2.

Teaching Team in Lower Key Stage 2

Swift Class Year 3



Miss Smethurst
(Class Teacher)

Sanderling Class Year 3 & 4

Miss Raraty
(Class Teacher)



Mrs Gilbert
(Teaching Assistant)



Swallow Class Year 4

Mrs O'Connor and
Mrs Burrows
(Class Teachers)



Miss Rixon
(Teaching Assistant)



Daily Expectations at WKPS School



RESPECT at all times.

RESPECT for everyone – adults and children.

RESPECT for all equipment & our school environment.



WKPS Staff are always looking to see who can be celebrated via Marvellous Me.

SEND/SENDCo

Special Educational Needs and Disability



Search... Select Language Login Email us 0151 625 5561

WEST KIRBY PRIMARY SCHOOL

Welcoming - Kind - Polite - Successful

HOME | KEY INFO | STATUTORY INFO | TEACHING & LEARNING | PARENTS | DIGITAL AWARENESS | CALENDAR | CONTACT

- Term Dates
- Foundation Stage Key Information
- Our team
- School Organisation
- Ethos and Values
- Equality Information
- Admissions
- Attendance
- End of Key Stage Results 2019
- Performance Tables Data
- Governance
- Schools Financial Benchmarking
- SEND
- Wellbeing at West Kirby
- COVID-19

SENDCO contact details

Mrs McCann is the SENDCO for West Kirby Primary School.

For all SEND related matters or if you have any questions regarding provision for children with Special Educational Needs or Disabilities, please email our SENDCo using the SEND email address:
Sendco@westkirbyprimaryschool.co.uk or telephoning 0151 625 5561.



- SEND
- SENDCO contact details
- WKPS Send Information
- Information for Parents
- SEND Snapshots - Local Offer Wir...

Inform
be acc
link o



Welcoming - Kind - Polite - Successful

- HOME
- KEY INFO
- STATUTORY INFO
- TEACHING & LEARNING
- PARENTS
- DIGITAL AWARENESS
- CALENDAR
- CONTACT

Key Info

- Term Dates
- Safeguarding
- Attendance
- Admissions
- Our team
- Vision and Values at WKPS
- Key Priorities
- School Organisation
- Equality Information
- English as an Additional Language - EAL
- End of Key Stage Results
- Performance Tables Data
- Governance
- Schools Financial Benchmarking
- SEND
 - SENDCO contact details
 - WKPS Send Information
 - Information for Parents

WKPS Send Information

- SEND Policy
- SEND Information Report
- WKPS Graduated-Response
- Accessibility Plan

What is a SEND Local Offer?

Each local area has a duty to publish information relating to the SEND services on offer regarding Health, Education and Social care. The idea being everything is in one place to help our SEND families navigate their way and be signposted to the advice and information they need to support their children and young people from birth up to the age of 25. News items and details of What's On locally are also important, as is the option to get in touch to share feedback and suggest content.

SENDLO will evolve as the days and months go by. More and more content will be added. We are proud of the website we have produced but really want it to be as useful as possible for as many people as possible. We are actively encouraging anyone and everyone to visit the website and let us know what they think. Please share your ideas, article suggestions, events information and, of course, sign up for our regular newsletters. This is quick and easy to do via the SENDLO website.



Providing information for children and young people with special educational needs and disabilities.



Wirral Graduated Approach 2.0 November 2023

Here is a link to their website
<https://www.sendlowirral.co.uk/>

WKPS Send Information

Information for Parents 

Information for Parents

Glossary of SEND Acronyms
& Abbreviations

ADHD

Autism

Dyslexia

Dyscalculia

Dyspraxia

Dysgraphia

Hidden disabilities

Attachment Disorder

Oppositional Defiant
Disorder

Pathological Demand
Avoidance Syndrome

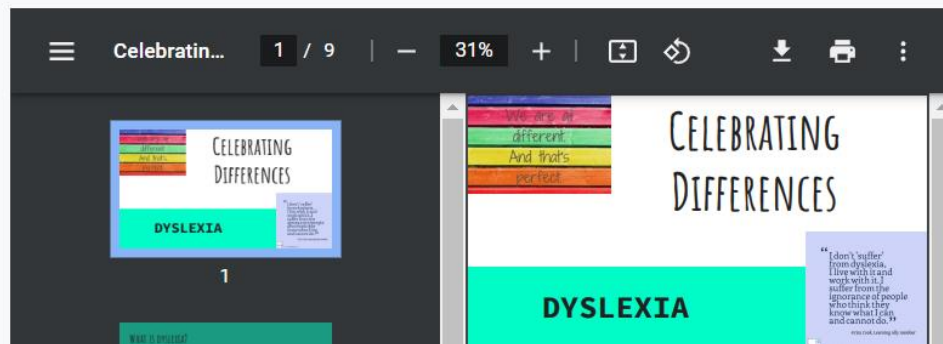
Sensory Services- Hearing
/Visual Impairment

Speech, Language &
Communication Needs

SEND Snapshots - Local Offer



Dyslexia



Welcoming Kind Polite Successful



The School Day



Whistle / Doors open 8.40 am

8.45 am – 10.25 am Lessons

10.25 am – 10.45 am Break Time

10.45 am – 12.00 noon Lessons

12.00 pm – 1.00 pm Lunch Time

1.00 pm – 3.20 pm Lessons

3.20pm Home Time

Attendance



#EVERYDAYCOUNTS



Key Information...

- New DfE Attendance Guidance came into force on 19th August 2024, Wirral Schools are adhering to this guidance.
- WKPS Attendance is monitored by Wirral Local Authority and The Department for Education.
- WKPS has a Local Attendance Officer (Gill Grey), who works with our school and monitors the attendance of all children at WKPS.
- Attendance is everyone's business, and it is monitored at all times – not just when reports are written.
- WKPS has an attendance policy, which can be found on our website.
- School staff are likely to talk to you if your child's attendance or patterns of absence become a concern.
- Good attendance is as close to 100% as possible. *90% may seem a good percentage in a test/assessment, but a child who has an attendance of 90% or below would be classed as Persistently Absent and further action may follow.*

Attendance



#EVERYDAYCOUNTS



Each day missed...

- Means National Curriculum lessons missed
- Enrichment and Cultural Opportunities missed
- Can lead to lower achievement in learning
- Can lead to gaps in learning and connections with their friends.
- *Being absent for 1 week means 5 Maths lessons missed 5 English lessons missed, 2 Science lessons missed, 2 PE lessons missed and many more. In some cases, this could be a whole unit of work.*

Reporting Attendance to you...

We will formally share attendance figures with you on;

- The Autumn Interim Report – January 2025
- The Spring Interim Report – April 2025
- The Summer Report – July 2025

ATTENDANCE MATTERS

LOST MINUTES
=
LOST LEARNING!



Every school day counts **BUT** every minute is equally important!

School starts at 8:40am – everyday!
It is vital to be on time, ready to learn.

Attendance



#EVERYDAYCOUNTS



What families can do to support attendance...

- Promote the importance of good attendance at school to your child - be positive about attending school.
- Ensure that your child attends school every day, unless they are poorly, which we know does happen.
- Be punctual and arrive on time for school.
- Schedule appointments and extra-curricular activities outside of school hours. This includes sporting competitions, which are not at National or Regional level.
- Check Term Dates and Inset Days carefully, to ensure that you have the correct information. Please check our School Website not the Wirral Website as schools set their own Inset Days.
There are five Inset Days a year.
- Please do not book holidays in term time.
- Seek help early (talk to us in school) before your concerns become serious – *'as poor attendance is habitual, prevention and early intervention is crucial.'*

Attendance

What support is available?



Gill Grey
WKPS Local Attendance Officer



Wendy Blake
WKPS Early Help Service



Website
Family Toolbox
[Family Toolbox - Tips and tools for family life in Wirral](http://familytoolbox.co.uk)



WKPS Practitioner - Jessy John
MHST Team

If attendance is a concern, please talk to us so we can work together to ensure the best for your child.

Attendance



#EVERYDAYCOUNTS



Leave of absence

- These situations should be very rare and only in exceptional circumstances - *'short, rare and unavoidable.'*
- They **must be requested in advance** – not after and not on the day. If this happens it will be unauthorised straight away. Leave of absence can't be granted retrospectively.
- They must be requested by the Parent who the pupil normally lives with.
- School will consider each application individually taking into account the specific facts and circumstances and relevant background context behind the request. Please do not compare your situation to another family.
- The DfE does not consider a need or desire for a holiday or other absence for the purpose of leisure and recreation to be an exceptional circumstance.
- 100% attendance is not a reason for a leave of absence to be authorised.

Attendance

Celebrating Attendance...



- We celebrate children who have 100% each half term. This gives 6 opportunities for children to be awarded.
- All children who have 100% attendance each half term go into a random prize draw.
- We celebrate children who have 100% attendance at the end of each academic year.
- We celebrate class attendance in assembly each week.

Expectations in English - writing

- Handwriting needs to be legible and show the ability to join clearly. Letters must be formed correctly.
- Spellings on the Year 3/4 list contain some rather tricky spellings. A copy is on our website. Spellings need to be **mostly** correct in creative and free writing.
- Help your child to learn their weekly spellings and pay attention to the rules within the words. We will send these on Marvellous Me as a reminder, but they are also on our website.
- Top tip -> Help your child master **high frequency** words and homophones.

Expectations in English - writing

- Adventurous vocabulary
- Organise writing into paragraphs
- Organisational devices such as headings and bullet points
- Create settings, character and plot
- Grammar and punctuation used correctly.
- Top tip -> Help your child to write in the past tense when writing stories.

Expectations in English - reading

- Read every day – it doesn't have to be a book; it could be a newspaper or magazine.
- Read aloud and understand the meaning of new words that they meet.
- Express their opinion on what they have read.
- Discuss vocabulary, characters, settings and plot development.
- Top tip -> Audiobooks can be a good way to introduce your child to more advanced texts.

Expectations in English - reading

- Rocket phonics books are given out each week. These are short and are specifically designed to develop phonics.
- These have information for the adult in the front cover and should always be read with the child.
- Library books are given out each week. Often, Library Jane offers two books.
- Often, one will be above your child's reading level, but with a high level of interest.

Reading for Pleasure

Why encourage it?

While learning discrete reading skills is vital, recent research into reading shows that developing positive attitudes towards reading can also play a key role in children's development:

Young people who enjoy reading very much are nearly five times as likely to read above the expected level for their age compared with young people who do not enjoy reading at all.

Research also shows that reading for pleasure has a positive impact on children's attainment, in fact

Developing a love of reading can be more important for a child's educational success than their family's socio-economic background.

Being able to read well is a key life skill.



How to encourage it at home?

Set aside a special time – just a few minutes a day is enough to create a reading habit.

Get caught reading yourself – show that reading for pleasure is not just for children.

Read to each other – if your child really doesn't want to read on their own, then read together. You read a page, then they read a page. Or one of you could read any dialogue. Be brave and put on different voices.

Value the books they choose to read – all reading is valuable for a child's development. Some of us prefer non-fiction; some of us prefer comics. One child might like superhero books; another might a book of football statistics.

Set a challenge – can they read ten books before they're ten? Can they read a book from six different genres: a comic, an information book, a funny book, a sci-fi book, a classic and an instruction manual?

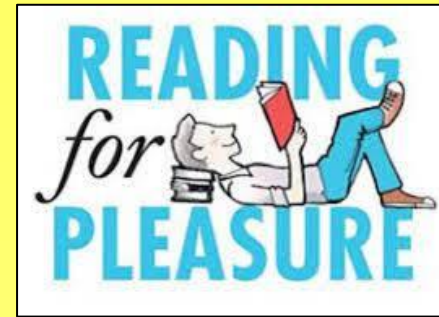
Reading buddies – reading to a younger sibling can boost your child's self-confidence and communication skills.

Audiobooks – audiobooks allow children to experience a book above their own reading level. It also allows you to share a book together or make the most of those car journeys. Listening to a story over and over again can improve vocabulary and encourage deeper comprehension.

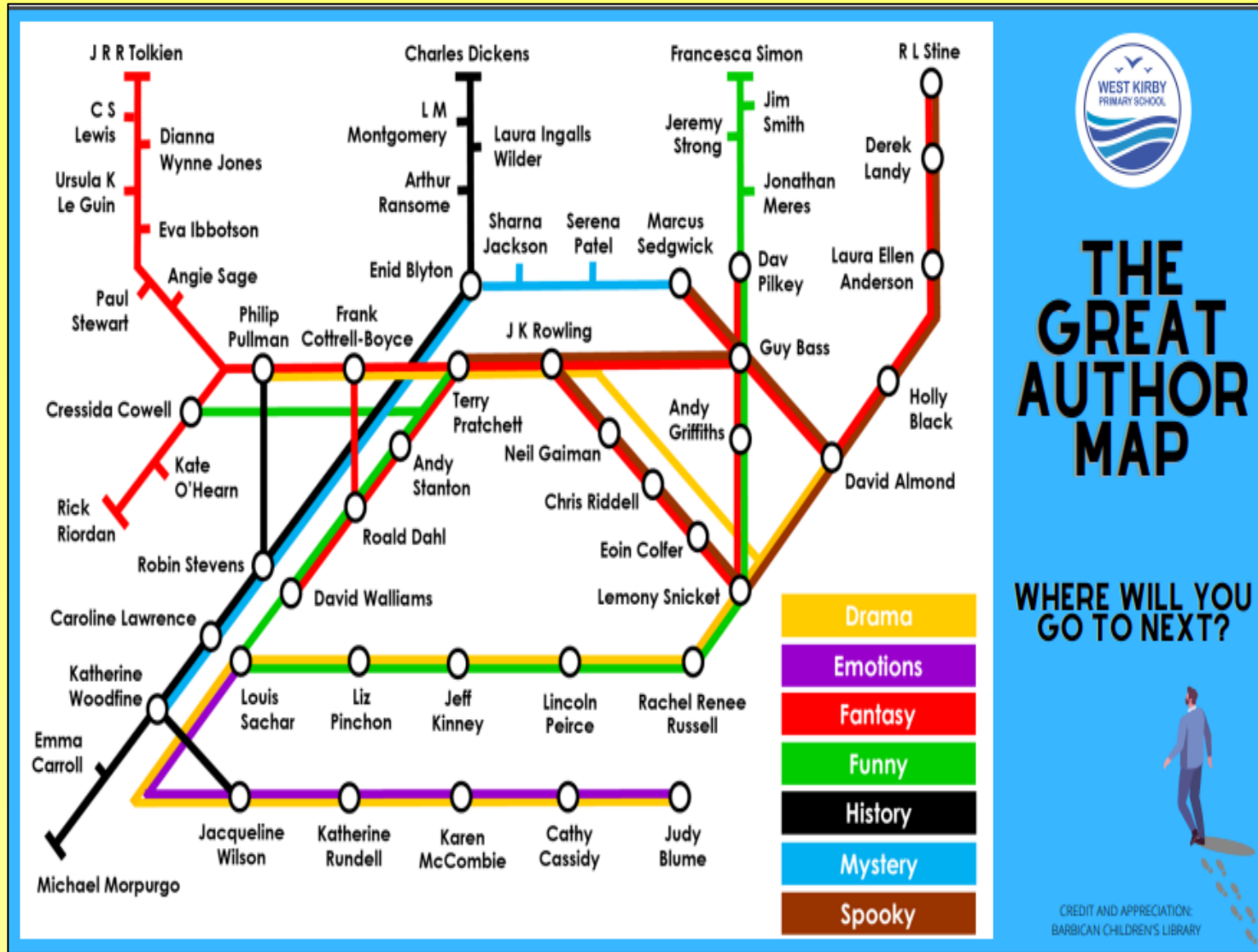
Read-a-thon – join a sponsored reading event to raise money for charity.

Stage and screen – use your child's favourite films or games as a springboard into reading. Knowing the characters and storyline can be a helpful bridge into reading a longer story.

Book club – find out about local book clubs.



Please encourage your child to read as wide a variety of books as possible – they need to hone their reading skills across a wide range of genres and text types.



Expectations in Maths

- Every child by the time they leave Year 4 is expected to know all of their times tables up to 12×12 .
- Complete their Mathematics tasks each week.


Top tip -> Developing fluency takes lots of repetition. Use games to avoid boredom. There are links on our website to the sites we recommend.

Year 4 Multiplication Tables Check (MTC)

- During the summer term all year 4 children will complete the Year 4 multiplication Tables Check
- The Multiplication Tables Check will check the children's knowledge of all times tables – up to 12×12 .
- The Multiplication Tables Check will be completed online.
- The results of the MTC are sent to school a few weeks later.
- The children need to be able to recall multiplication facts instantly.




Maths in Year 3... Expectations



- Read and write numbers to 1000 – digits and words.
- Count in 4s, 8s, 50s, 100s
- Times Tables facts (2x, 3x, 4x, 5x, 8x 10x)
- Division facts ($\div 2$, $\div 3$, $\div 4$, $\div 5$, $\div 8$, $\div 10$)
- Compare and order numbers up to 1000.
- Add and subtract numbers mentally (a three-digit number added to 1s, 10s and 100s)
- Tell the time (12 hour and 24 hour clock, analogue and digital clocks)
- Fractions – Count up and down in tenths.
- Find fractions of numbers with small denominators
- Find fractions of shapes
- To compare and order fractions, and to recognise equivalent fractions
- Recognise all British Coins and give correct amounts including change.
- Name 2D shapes and their properties
- Name 3D shapes and their properties
- Units of measure – How would you measure...? How could you weigh? What do the scales show? What is the temperature?

Maths in Year 4 ... Expectations



- To recall all times table up to 12 fluently
- To recall all associated division facts up to 12x
- To recognise factor pairs
- To be able to read and spell mathematical vocabulary.
- To recognise the place value of each digit in a four-digit number
- To order and compare numbers beyond 1000.
- To round any number to the nearest 10, 100, or 1000.
- To multiply and divide numbers by 10, 100 or 1000 (up to 2 decimal places)
- Count backwards through zero to include negative numbers
- Count in multiples of 6, 7, 9, 25 and 1000
- To read, write and convert time between analogue and digital 12- and 24- hour clocks.
- Find unit and non-unit fractions of numbers
- Find fractions of shapes
- To recognise and write decimal equivalents to $\frac{1}{4}$, $\frac{1}{2}$ or $\frac{3}{4}$
- Recognise all British Coins and give correct amounts including change.
- Name 2D shapes and their properties
- Name 3D shapes and their properties
- To identify, order and compare angles.
- Units of measure – How would you measure...? How could you weigh? What do the scales show? What is the temperature?
- To convert between units of measure

Mathletics at Key Stage 2

The aims for using Mathletics



- For the children to feel more confident with their Maths ability in solving calculations and working through problems.
- To be able to consolidate their Maths strategies and identify any gaps in their learning.
- To reinforce the topics covered in school.



MarvellousMe



MarvellousMe makes it easy for teachers to tell parents about their child's learning and achievements.

Teachers can award a badge to recognise the positive things children do in class.

Postcards tell parents specifically about their child's learning, giving parents classroom insight and conversation-starters. It enables children and parents to talk about what's been happening in school.

Spellings and Mathematics reminders will be sent on Marvellous Me so please sign up to the free app.



Welcoming Kind Polite Successful



Knowledge Organisers

We want to work in partnership with you to ensure that all of our pupils enjoy learning and are curious.

Plus, revisiting information before and after lessons can help it stick.



Navigating our Website

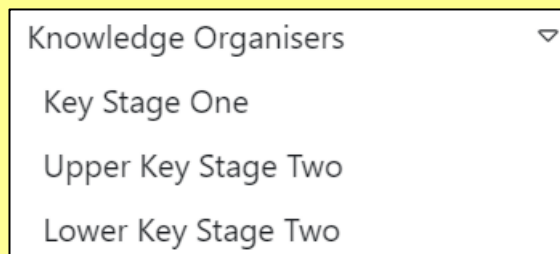
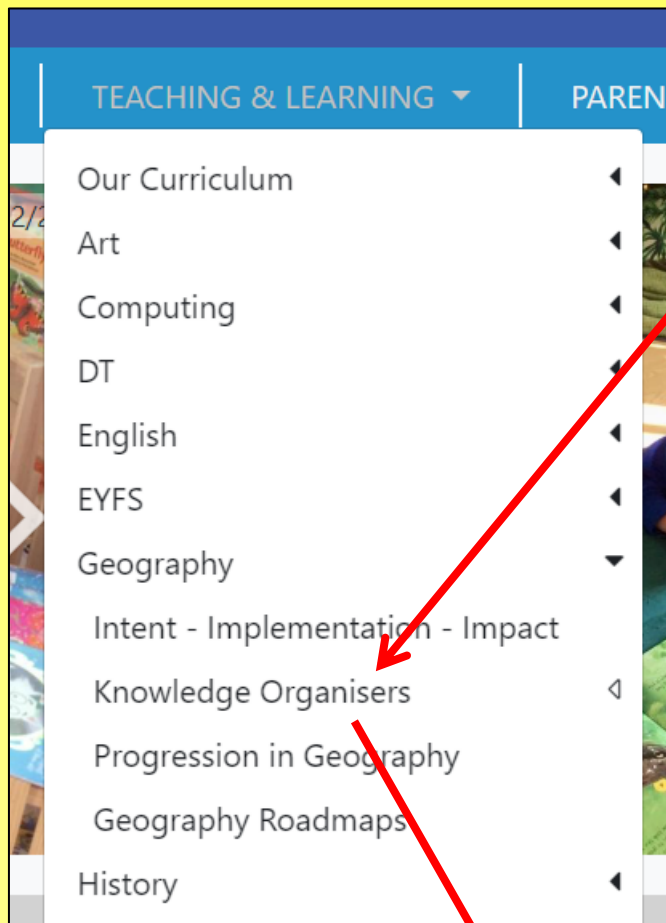
All of our Knowledge Organisers are on our school website.

From the Home page click the 'Teaching & Learning' tab



Welcoming - Kind - Polite - Successful

HOME | KEY INFO ▾ | STATUTORY INFO ▾ | TEACHING & LEARNING ▾ | PARENTS ▾ | DIGITAL AWARENESS ▾ | CALENDAR | CONTACT



Depending on whether the area of learning for the term is History or Geography based, from here you can select the current **Knowledge Organiser** for your child's phase.

Here you will also find other information about the structure of the curriculum here at West Kirby Primary School.

Knowledge Organisers

These are used in all lessons from Maths to Music.

The children refer to them and quiz each other on the information on them.

Knowledge organisers can be found on our website for each subject.

Road Maps

These show the coverage of a year across

This are also found in Teaching

Locate the subject, for that subject off Implementation Roadmaps and

- Teaching & Learning
- Our Curriculum
- Art
- Computing
- DT
- English
- EYFS
- Geography
- History
- Intent - Implementation - Impact
- Progression in History
- History Roadmaps
- Knowledge Organisers
- Maths
- MFL
- Music
- PE
- Phonics
- PSHE
- RE
- Science
- National Curriculum Tests
- Remote Learning

History Roadmaps

Road-Map-History Cycle A _ British History

Road-Map-History Cycle B _ World History

Curriculum Road Map British History Cycle A

- Key stage 1**
 - Events Beyond Living Memory - The Great Fire of London
 - Changes within and beyond living memory - Around the World
 - Local Study: Welcome to West Kirby
- Lower Key stage 2**
 - Changes in Britain: the Stone Age, Iron Age and Bronze Age
 - Children will learn about how WW1 was affected by WW2, the experiences of children in countryside's, and how daily life was affected.
 - WWII- On the Home front
- Upper Key stage 2**
 - Children compare living in Stone Age to the Bronze Age. They find out about homes, weapons of first, transport, materials and the famous monument Stonehenge.
 - Children study Britain's invasion and settlement by people from Europe, how they travelled and where they settled.
 - Slack & British - including Liverpool's involvement in the slave trade
 - Children will learn about different areas and significant individuals of the World and their role in local history.
 - WWII- Battle of Britain
- Key stage 2**
 - The Vikings & Angles: Children will learn about Britain's settlement by Anglo Saxons and their struggle for England with the Vikings.
 - Children will learn about how a local British people from the Stone Age through to the Victorian Generations. Focus on Liverpool.

Curriculum Road Map World History Cycle B

- Key stage 1**
 - Changes within living memory - Toys through time
 - Events Beyond Living Memory: The Sinking of the Titanic
- Lower Key stage 2**
 - Early Civilisations- Ancient Greece
 - Children will learn about where the Shang Dynasty was, how important the Yellow River was and how it made
 - Early civilisations- Shang Dynasty
- Upper Key stage 2**
 - Children will learn when the Ancient Greeks were, how important religion was and the significance of Ancient Greece today.
 - Children will explore the ancient civilisations of the Pharaohs. Such as where and when did the Pharaohs live?
 - Early Civilisations- Ancient Egypt
 - Children will learn about what life was like in Ancient Egypt, the importance of the River Nile and how important religion was to the Egyptians.

Our Curriculum 2024-2025

- Autumn Term 1 – Stone Age, Iron Age, Bronze Age
- Autumn Term 2 – San Francisco

- Spring
- Spring

English and different subjects are often linked together to support the development of the children's learning.

- Summer
- Summer

Computing is also used to develop these themes, but we also include teaching Internet Safety; our Digital Awareness Curriculum.

Book Bag, library books and the Reading Record Book




- Book Bags (available at the school office £5) should be returned to school daily with their Reading Record and your child's library books changed every Wednesday.
- Every child in Year 3 and 4 will be expected to bring in the Reading Record so that class teachers can keep track of home learning.
- We ask parents to write what their child has read each week or help them to write it themselves. Building this independence is useful for year 4, as they will be required to manage their own homework diary next year.

Expectations of WKPS School Uniform



- The correct WKPS school uniform must be worn at all times
 - grey shorts, trousers or skirt
 - white polo top or white shirt
 - royal blue jumper or cardigan
- Summer dresses (blue and white) can be worn in the summer months if your child wishes to do so.
- Black school shoes should be worn – no trainers, unless it is a PE day.
- All hair longer than shoulder length should be tied back – not half up and half down.
- The only jewellery that is allowed is a watch (not a smart watch) and stud earrings. Earrings must be removed on PE days.
- No nail varnish or make up.
- The correct uniform must be worn on PE days – pale blue t-shirt, navy (dark) shorts or joggers, navy blue WKPS jumper or school jumper/cardigan. **There should be no branded clothing items.**

PE



- All children are expected to participate in PE lessons. On the day when your child has PE, they will be required to attend school in their PE Kit, and remain in their kit for the whole day.
- Our indoor PE Kit is a pale blue t-shirt, navy shorts and trainers. Please see our uniform policy.
- During outdoor PE lessons, and when the weather becomes colder we suggest your child wears leggings or joggers and request that these are black or navy.

Class 3 PE days are Monday and Wednesday

Class 3 / 4 PE days are Tuesday and Wednesday

Class 4 PE days are Tuesday and Wednesday

LKS? KEY INFORMATION

Ms Rorley - Class 2, Mr Pooten - Class 3/4
Ms O'Connor and Ms Burgess - Class 4

PE DAYS

Class 3 Tuesday Wednesday	Class 3/4 Monday Wednesday	Class 4 Tuesday Wednesday
--	---	--

READING BAGS

Year 4—Reading bags should be brought back to school **every Wednesday**.
Year 3 should bring them in **every day**. Books will be changed, reading records will be checked. Then they will be sent home again.

MARVELOUS ME

Please make sure that you have downloaded this **free app**. This is the primary way that we will communicate with you. **Weekly spellings** will be sent via the app each week and we will let you know what we are learning.

HOMEWORK REQUIREMENT

- Children should **read every day** and this should be recorded in their reading record (we understand that children have lots of school commitments, so please don't worry if a reading record day is skipped).
- **Mathletics**: Log on and complete the **two weekly maths tasks**.
- **Spelling**: Please help your child to learn their weekly spellings.
- **Times tables**: Please log on to **T Times tables**, **BackStar** or the **page on our website** to help your child learn their times tables.
Year 3: 2, 3, 4, 5, 6, 8, 10, 12 Year 4: All times tables

ASSEMBLIES

LKS? children attend a KS2 assembly with 25-30 children every Friday.
Every other week, an assembly on Tuesday is led by Mrs Day.

Your Assembly will take every Friday - **please send in a copy of your child's work** at the end of the week, no later than 3.15pm.

TWITTER

Please check our **KS2 Twitter page** for school events and important information. You can also share photographs and see what your children have been up to at school.
*Children need email from parental carers to appear on Twitter.

Year 4 Residential



robin v wood
Activity Centres

Year 4 Residential
Monday 17th March - Wednesday 19th March




Exceptional



Rewards and Sanctions

- Children are awarded team points for good work, behaviour and displaying good manners or kindness to others; our WKPS values. Children are in River Teams which remain the same as they move through school.
- These are totalled weekly and the team with the greatest amount of team points each term receive extra play time.
- Throughout the school we follow the same behaviour management system so all children are familiar with it. Children will have their names recorded by their class teacher or any member of staff for any incident that is not in line with our School Behaviour Policy.
- Children may be given a warning or an 'official reminder', but an orange or red card means they miss some of their play time to reflect on their actions.
- Children who do not get an orange or red card for the week will receive an extra reward play time on a Friday.

BEHAVIOUR RECORD	
	Class _____
	Week _____
BELOW THE LINE	
Name	Tally
<input type="checkbox"/>	_____
<input type="checkbox"/>	_____
<input type="checkbox"/>	_____
<input type="checkbox"/>	_____
<input type="checkbox"/>	_____
<input type="checkbox"/>	_____
<input type="checkbox"/>	_____
<input type="checkbox"/>	_____
ORANGE CARD	
Name	Tally
<input type="checkbox"/>	_____
<input type="checkbox"/>	_____
<input type="checkbox"/>	_____
<input type="checkbox"/>	_____
<input type="checkbox"/>	_____
<input type="checkbox"/>	_____
<input type="checkbox"/>	_____
RED CARD	
Name	Tally
<input type="checkbox"/>	_____
<input type="checkbox"/>	_____
<input type="checkbox"/>	_____
<input type="checkbox"/>	_____

Drop off and Collection Reminders

- Until the whistle goes and the children enter school, all children in F1 through to Year 4 **must be supervised by their adult** in the playground before school.
- Year 5 and Year 6 who have walked to school are able to be in the playground without an adult. However, children in Year 5 and Year 6 must not be responsible for any other or younger children.
- The school gates open at 8:30am and 3:10pm.
- Please ensure that your child does not use the Trim Trail and/or EYFS equipment before/after school, and bikes/scooters are dismounted as they come through the school gates in the morning and walked/pushed to the gates at the end of the day.
- Children in F1 – Year 2 must be collected by a responsible adult who is **aged 18 years or older** and is on the collection list.
- Children in Year 3 – Year 6 must be collected by a responsible adult who is **aged 16 years** or older, unless they are in Year 5 and Year 6 and have permission to walk home without an adult.
- Safeguarding is paramount to us, please give staff time to safely dismiss the children to the correct adults at the end of the day.



Expectations – Mobile Phones

- No mobile phones to be brought in to school.



Keeping in Contact

- Phone or email the school office
- Use the queries email for our phase which will be picked up by Mrs McCann who will then forward the email to the right person:
LKS2@westkirbyprimaryschool.co.uk
- Make an appointment to come in and see us before or after school
- Use the Reading Record as a point of contact -we will respond to your messages.

Questions



Thank you all for attending today
and for supporting the Lower KS2
teaching team at
West Kirby Primary.

We hope that your child enjoys their
time in LKS2 and that they achieve
their best in class.

Welcoming Kind Polite Successful

